




Adagio

WS-No.3T 120 ANGLE WORKSTATION

Adagio COLLECTION



SNAP-i PRODUCTS™

Designed By



WS-No.3T 120 ANGLE WORKSTATION

SNAP-i PRODUCTS™

2020 Introducing the new Adagio 120° angle workstation that uses the

INTRODUCTION

“SNAP-i” joint structure, which is a new joint structure concept for the furniture industry. The “SNAP-i” joint applies simple physics principles to join modular furniture parts seamlessly. It eliminates the need for joint fasteners and other adhesives, resulting in products that are environmentally friendly. The structure frame and support bases can be assembled quickly and easily without any tools (except connection of hardware).



The “SNAP – i ” joint structure is different from traditional joint types, which use joint fasteners and other adhesives for assembly. Each of the individual parts has slots; parts are mutually clamped when they are snapped into each other.

JOINT TYPE

PRODUCT ADVANTAGES

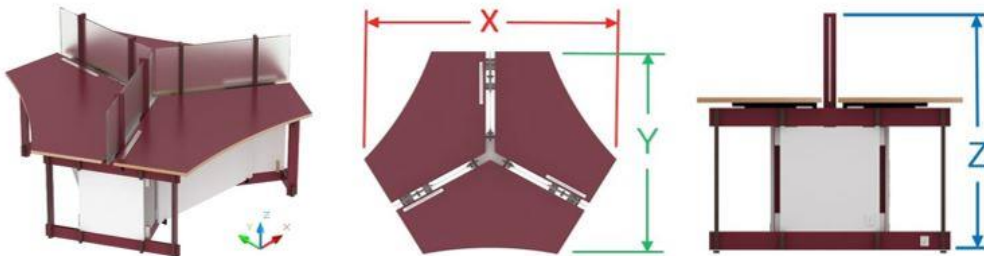
- ✓ Modular parts, simple part replacement.
- ✓ Saves resources and protects the environment.
- ✓ Easy to handle and transport.
- ✓ Flexible - quick and easy to assemble and disassemble without tools, saving time.
- ✓ To assemble is easy enough that anyone can do it.
- ✓ The appearance is simple, elegant with customizable décor panels designs.
- ✓ Long lifetime warranty.
- ✓ Simple and streamlined after sales services.

WS-No.3T 120 ANGLE WORKSTATION

SNAP-i PRODUCTS™

WORKSTATION OVERALL SIZES

STANDARD SIZES



ITEM#	STANDARD SIZES (X x Y x Z)
DWS3T01	107" x 92" x 45"
DWS3T02	
DWS3T03	111" x 96" x 45"
DWS3T04	

***FOR CUSTOM SIZES PLEASE CONTACT US FOR AVAILABILITY**

PRIVACY SCREEN


ACRYLIC PRIVACY SCREEN

Standard Screen

Screen Option



AC-81C




AC82D

***FOR CUSTOM COLOR PLEASE CONTACT US FOR AVAILABILITY**

HEIGHT ADJUSTABLE BASE/FIXED BASE

COLUMN BASES



Color Options



RAL9016



RAL7045



RAL9005


WS-No.3T 120 ANGLE WORKSTATION

SNAP-i PRODUCTS™

NOTE: COLORS REPRESENTED ON THIS BROCHURE ARE DIGITAL AND INTENDED TO PROVIDE AN OVERVIEW OF OUR FINISH PROGRAM. REFER TO INDIVIDUAL SAMPLES TO VIEW ACTUAL MATERIAL.

INFORMATION OF WORKSTATION CONFIGURATIONS, MATERIAL SPECIE/COLOR, EDGE DETAILS AND DÉCOR PANELS. PLEASE SEE PAGES i1 AND i2 INCLUDED INSIDE THE BROCHURE.

NOTE: ANY CONTENTS OF THIS BROCHURE ARE SUBJECT TO CHANGE AT ANY TIME WITHOUT PRIOR NOTICE. PLEASE REFER TO OUR WEBSITE FOR MOST UPDATED INFORMATION.



SNAP-i PRODUCTS™

Designed By



CONTACT US:

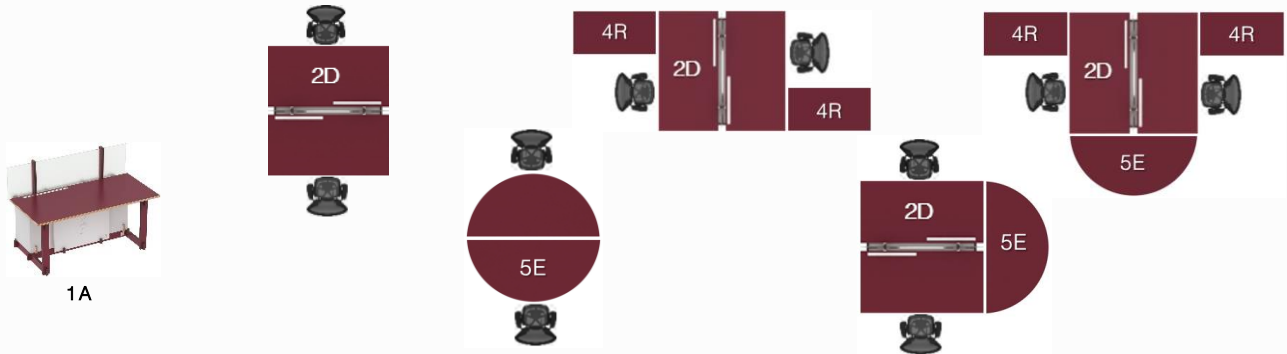
info@spacesymphony.net
(4 1 5) 6 7 2 - 3 0 7 6

ISOMETRIC/PLAN VIEW

CONFIGURATIONS

FLEXIBLE TO CONFIGURE TO MEET YOUR CHANGING NEEDS

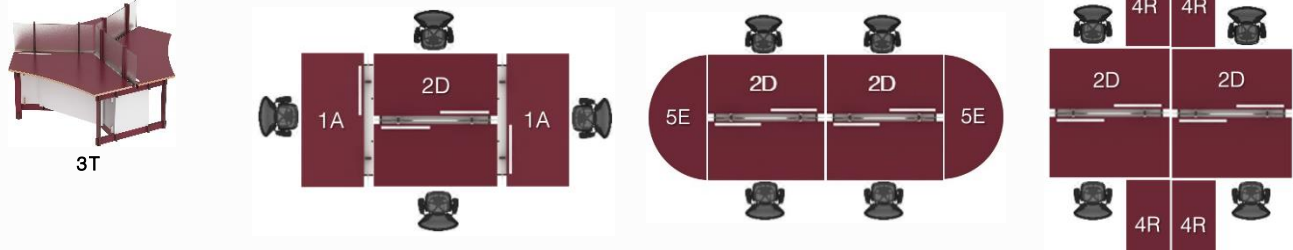
2P - WORKING QUIETLY



3P - BRAINSTORMING



4P - TEAMWORK



5P - COLLABORATION SPACE



6P - TRAINING PLACE



NOTE: PICTURED ABOVE ARE COMMON CONFIGURATIONS. WE OFFER MANY ADDITIONAL CONFIGURATIONS THAT WILL BE ABLE TO MEET YOUR NEEDS.

MATERIAL SPECIE/COLOR

COMPACT LAMINATED (HPL)/PLYWOOD (PLY)

Plastic Laminated Colors (HPL)/(PLY)



PL41A



PL41D



PL42B



PL42D



PL43B



PL43C




PL44B



PL45A



PL46B



PL46D



PL47B




PL48A

*FOR CUSTOM COLOR PLEASE CONTACT US FOR AVAILABILITY

WORKSURFACE EDGE DETAILS

EDGE DETAILS


Standard Edge



SQUARE EDGES ON ALL TOP EDGES

E10PS

Edge Options



REVERSE BEVEL EDGE ON USER SIDE ONLY

E10PR



EDGE DETAILS ON BOTH SIDES AND USER SIDE

E12HMF



EDGE DETAILS ON BOTH SIDES AND USER SIDE

E12HMO

DÉCOR PANELS

WORKSTATION DÉCOR PANELS

Standard Solid Colors/MDF




SW01B




SL02A



BK02C



Front Décor Panels
Standard Design Or Blank



Side Décor Panels
Standard Design Or Blank

*FOR CUSTOM DESIGN OR YOUR OWN UNIQUE DESIGN CONTACT US FOR AVAILABILITY